

Artists' Statement Template:

Topic/Title: _____

Group Members' Names: _____

List of Materials Used:


In (5) sentences: Describe your historical marker. What are the components (parts) of your historical marker? What does it show?

In (3) sentences: Explain: Why did you choose to include these components? How do they represent your topic? How do they represent the Afro-Puerto Rican community and experience?

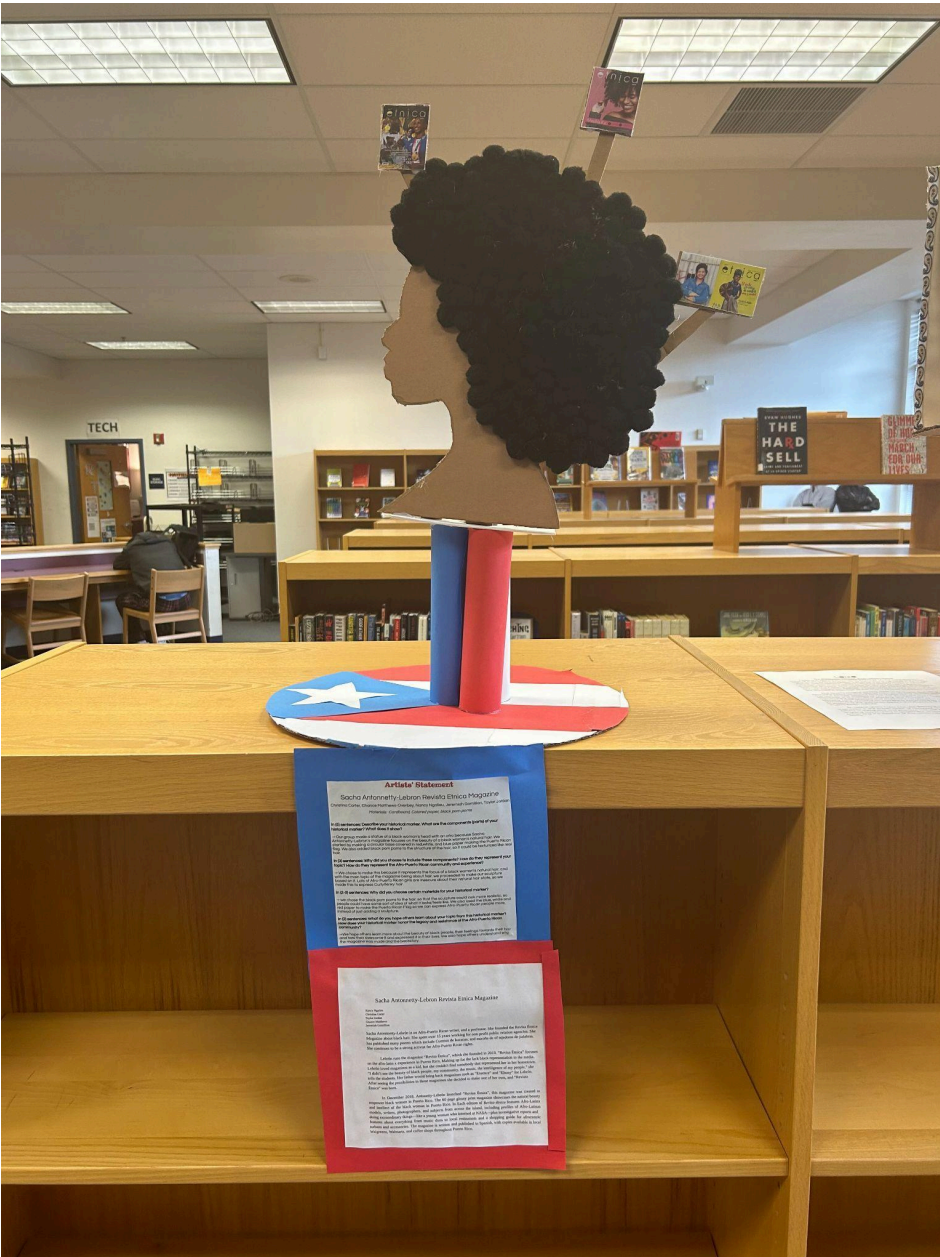
In (2-3) sentences: Explain: Why did you choose certain materials for your historical marker?

In (2) sentences: Explain: What do you hope others learn about your topic from this historical marker? How does your historical marker honor the legacy and resistance of the Afro-Puerto Rican community?

Teacher Resource: Sample Student Created Historical Markers:



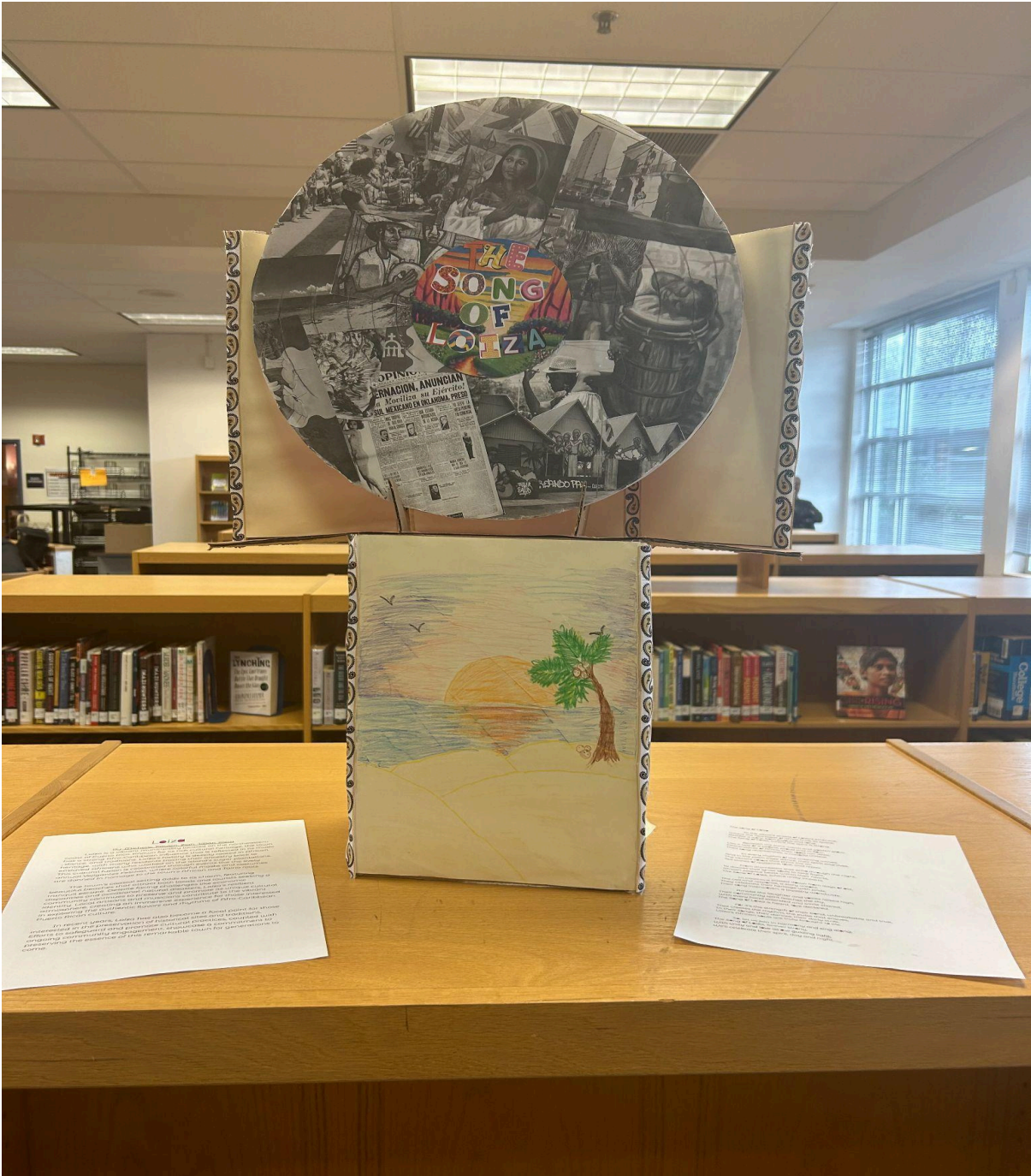
Teacher Resource: Sample Student Created Historical Markers:



Artista's Statement
Sachó Antónny Lebron Rivas Ethica Magaña
Creadora de la obra de arte "Sachó Antónny Lebron Rivas Ethica Magaña" en el año 2018.

Artista's Statement
Sachó Antónny Lebron Rivas Ethica Magaña
Creadora de la obra de arte "Sachó Antónny Lebron Rivas Ethica Magaña" en el año 2018.

Teacher Resource: Sample Student Created Historical Markers:



Gallery Walk Sample Document

Name: _____ Historical Markers - Gallery Walk

Reflect & answer the following questions during the gallery walk

<p>Which historical marker are you drawn to first?</p>	
<p>What is one thing you find most interesting about this historical marker?</p>	
<p>Not Down at least (2) key take-aways from the summary of this historical marker</p>	
	<p>Review each Historical Marker in the gallery</p>
<p>Based on the gallery: Provide three bullet points that explain how Afro-Puerto Ricans have influenced and shaped the history and the culture of Puerto Rico?</p>	
<p>Which historical marker captures the diversity and richness of the Afro-Puerto Rican experience</p>	

Construction Days Exit Tickets

Name: _____ Historical Markers in the Maker Lab

Day One

<p>Describe one success you or your group had this period.</p>	
<p>Make a plan for the next class. What will be your first step when you come back to the Maker Lab?</p>	

Day Two

<p>Describe one success you or your group had this period.</p>	
<p>Make a plan for the next class. How will you finish up your project?</p>	

Finished Project

<p>How do you feel about your creation? Why?</p>	
<p>What did you learn about yourself as you worked on this project?</p>	
<p>Also, choose 2 questions below to answer.</p>	
<p>What is one thing you want people to notice when they look at your project?</p>	
<p>What would you do differently for your next project in the Maker Lab?</p>	
<p>What materials do you wish you had in the Maker Lab for this project?</p>	
<p>How did doing this project in the Maker Lab help you (instead of doing it in the classroom or on your own)?</p>	